



- Plug-in Multifunction timer
- Universal Input voltage 12-240 VAC / VDC
- Relay output form: 2x changeover / SPDT 16A
- All functions initiated by the supply voltage, except for the flasher function, can use the control input to inhibit the delay (pause).
- Time range setting from 50 ms - 30 days divided into 10 ranges
- Output indicator: Multifunction red LED, flashing at certain states
- Plug-in mounting, 11-pin
- CE approvals, RoHS compliant



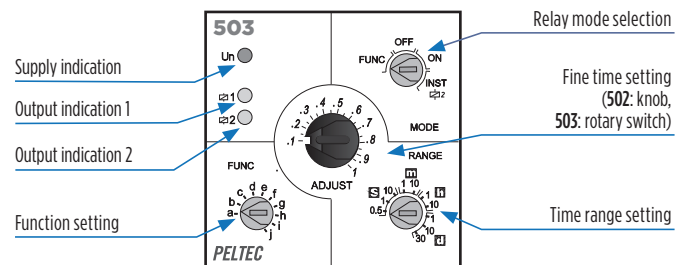
11-PIN PLUG-IN MULTIFUNCTION TIMER
with potential-free control input

DIN rail socket*
70-750DL11-1

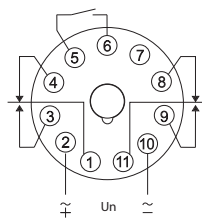
TECHNICAL PARAMETERS

Number of timing modes	10
Input terminals	pins 2 and 10
Voltage range	AC/DC 12 - 240V (AC 50 - 60 Hz)
Power input (max.)	2.5 VA / 1.5 W
Supply voltage tolerance	+10%
Input indicator	Green LED
Time ranges	50 ms - 30 days
Time setting	Rotary switch and potentiometer
Setting accuracy	5 % - mechanical setting
Repeatability	0.2 % - set value stability
Relay contact form	1 Form C (SPDT-NO, NC)
Contact current rating	16 A / AC1
Temperature coefficient	≤0.01% per °C
Switching capacity	4000 VA/AC1, 384 W/DC
Inrush current	10A / < 3s
Switching voltage (max)	250VAC / 24VDC
Max. power dissipation	2.4 W
Output indicator	Multifunction red LED
Mechanical life	10,000,000 operations
Electrical life (resistive)	50,000 operations
Control pins	5 (2) - 6
Impulse length	min. 25 ms / max. unlimited
Reset time (max)	150ms
Operating temperature	-20 °C to +55 °C (-4 °F to 131 °F)
Storage temperature	-30 °C to +70 °C (-22 °F to 158 °F)
Dielectric strength	2.5 kV
Mounting	11 pin octal socket
Protection degree	IP 40 from front panel
Dimensions	48 x 48 x 79 mm / 1.7 x 1.7 x 3.1 in
Weight	111 g / 3.9 oz
Standards	EN 61812-1, EN 61010-1

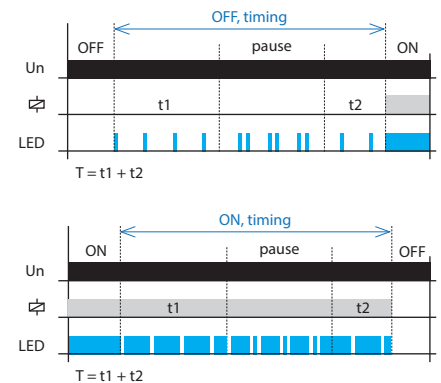
FEATURES



CONNECTION



Do not apply voltage to terminals 5, 6, 7!



MODE SELECTION

FUNC. Settings function mode

The desired function a-j is set with the FUNC rotary switch.

OFF.

output contact *open mode*



ON.

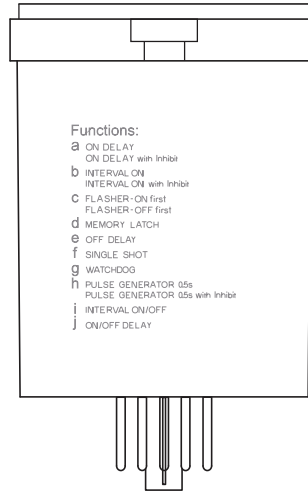
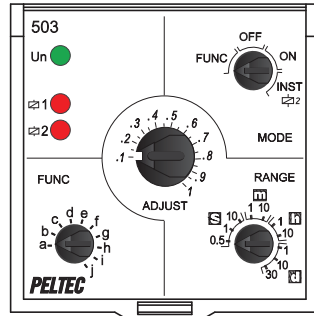
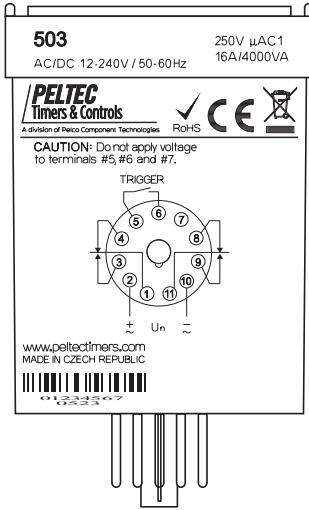
output contact *closed mode*



2 INST.

Second output contact (1, 3 & 4) *instantaneous*

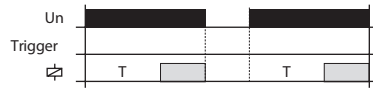




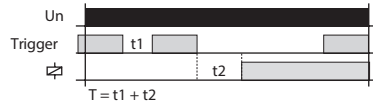
Functions

- a** ON DELAY
ON DELAY with Inhibit
- b** INTERVAL ON
INTERVAL ON with Inhibit
- c** FLASHER – ON first
FLASHER – OFF first
- d** MEMORY LATCH
- e** OFF DELAY
- f** SINGLE SHOT
- g** WATCHDOG
- h** PULSE GENERATOR 0.5s
PULSE GENERATOR 0.5s with Inhibit
- i** INTERVAL ON/OFF
- j** ON/OFF DELAY

a.
ON DELAY



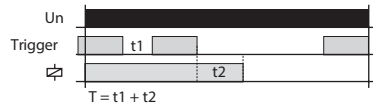
ON DELAY with Inhibit



b.
INTERVAL ON



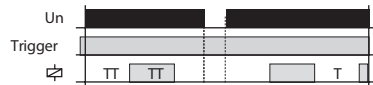
INTERVAL ON with Inhibit



c.
FLASHER – ON first



FLASHER – OFF first



d.
MEMORY LATCH



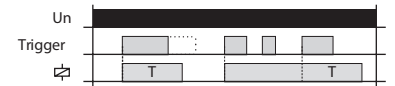
e.
OFF DELAY



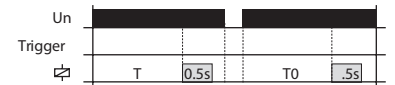
f.
SINGLE SHOT



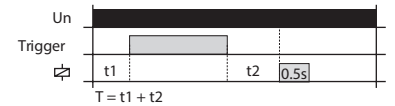
g.
WATCHDOG



h.
PULSE GENERATOR



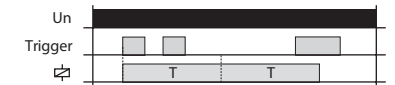
PULSE GENERATOR with Inhibit



i.
INTERVAL ON / OFF



j.
ON / OFF DELAY



* Note: To fulfill UL listed requirements the timer must be used with Schneider socket type: 70-750DL11-1 or 70-750D11-1